




The Pocket Plate™ is used to quickly and easily install low voltage décor style cable pass-thru devices within an All-in-One, recessed wall plate.

Use Stud Finder to select Pocket Plate™ location between two studs, 2x4 or greater



1. Using a level and pencil, trace the template to use as a guide for cutting, in the desired location



2. Use a drywall saw to cut the appropriately sized hole for the recessed box

## Instructions / Installation Sheet **Part No. 2GPP-1W**

### All-in-One Recessed Box/Wallplate Combo

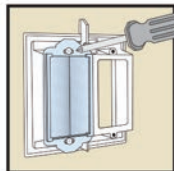


**MIDLITE**<sup>®</sup>  
QUALITY CUSTOM PRODUCTS  
115 Wordell Street • Fall River, MA 02721  
800.606.5169 • [www.midlite.com](http://www.midlite.com)

**TEMPLATE (4.5"H x 4.25"W)**

#### Tools Needed

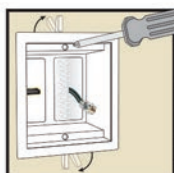
- |                              |           |                    |
|------------------------------|-----------|--------------------|
| 1. Drywall Saw               | 3. Level  | 6. Stud Finder     |
| 2. Phillips Head Screwdriver | 4. Pencil | 7. Fish/Snake Tool |
| 5. Measuring Tape            |           |                    |




3. Install décor style devices on the back of the Pocket Plate™



4. Run cables down inside the wall with fish/snake tool and insert Pocket Plate™ into wall



5. Tighten the Mounting Screws to fasten the Pocket Plate™ securely against the drywall



6. Finish by making final cable connections


# POCKET PLATE

## All-in-One Recessed Box/Wallplate Combo

### 2GPP-1W

DOUBLE GANG

WHITE



Built-in Mounting Brackets,  
Fastens Securely with  
Just 2 Screws

Do-It-Yourself  
Installation

No Electrician  
Required



Includes :  
All-in-One Combo  
Plate, Installation  
hardware

- Space-Saving Design
- Perfect for Low Voltage  
A/V Cables & Wiring



Standard Décor Style  
Devices Easily Install  
on Back of Plate



Inserts and connectors not included

Multiple Patents Pending

1.5" Recessed Depth

Use with 1/2" or 5/8"  
Drywall with Stud  
Sizes 2x4 or Greater



**MIDLITE**<sup>®</sup>  
QUALITY CUSTOM PRODUCTS

115 Wordell Street  
Fall River, MA 02721  
800.606.5169

[www.midlite.com](http://www.midlite.com)



**MIDLITE**<sup>®</sup>  
QUALITY CUSTOM PRODUCTS



Intertek  
3163781



8